



BROWARD COUNTY PUBLIC SCHOOLS

NOTIFICATION

Total messages sent

120,713,219

Messages per student

333.9

Message categories

- Emergency
- Attendance
- Balance
- Custom

Phone completion

0.00%

Delivery methods used

Method	Percentage
Phone	76%
Email	86%
Text	72%
Push	2%

Phone message length

- < 30 sec
- 30-45 sec
- 45-60 sec
- > 60 sec

DISTRICT APP

Downloads (past 12 months)

11,497

Total downloads

142,751

Module usage

- Student Info**
931,003 uses
- Notifications**
402,067 uses
- Cafeteria**
188,971 uses
- Calendar**
100,916 uses
- 2019/20 School Calendar**
79,607 uses

Total adoption (downloads per student)

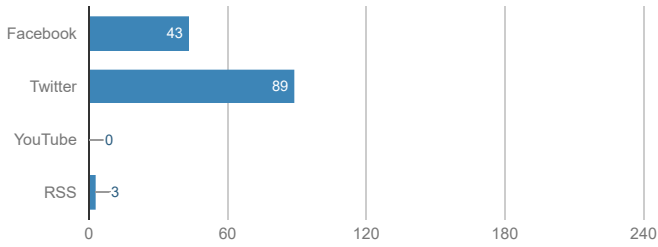
39.49%

Month-by-month downloads

Month	Downloads
May	~200
Jun	~200
Jul	~500
Aug	~7,500
Sep	~1,000
Oct	~500
Nov	~200
Dec	~200
Jan	~200
Feb	~200
Mar	~200
Apr	~500
May	~200

SOCIAL MEDIA

Coverage (schools with enabled feeds)
















































































Posts with images








































78.2%












































Active feeds (2+ posts/week)









































10.6%



























Appendix												
Organization	Students	Messages	MPS	Delivery	f	t	y	s	g	Feeds	% Active	%
 ANDERSON, BOYD H. HIGH	1,745	340,191	195.0	0	1	1	0	0	1	3	0.0	
 APOLLO MIDDLE	1,409	515,017	365.5	0	0	0	0	0	1	1	0.0	
ATLANTIC TECHNICAL COLLEGE	2,450	24,159	9.9	0	0	0	0	0	0	0	0.0	
 ATLANTIC TECHNICAL HIGH SCHOOL	1,078	65,496	60.8	0	1	1	0	0	1	3	33.3	
 ATLANTIC WEST ELEMENTARY	690	95,543	138.5	0	0	0	0	0	1	1	0.0	
 ATTUCKS MIDDLE SCHOOL	836	188,809	225.8	0	0	0	0	0	1	1	0.0	
 BAIR MIDDLE	940	184,369	196.1	0	0	1	0	0	1	2	0.0	
 BANYAN ELEMENTARY	589	185,346	314.7	0	0	0	0	0	1	1	0.0	
 BAYVIEW ELEMENTARY	561	91,939	163.9	0	0	0	0	0	1	2	0.0	
 BEACHSIDE MONTESSORI VILLAGE	821	128,229	156.2	0	0	1	0	0	1	2	50.0	
 BENNETT ELEMENTARY	339	70,871	209.1	0	0	0	0	0	1	1	0.0	
 BETHUNE, MARY M. ELEMENTARY	423	85,737	202.7	0	0	0	0	0	1	1	0.0	
 BLANCHE ELY HIGH	1,961	436,440	222.6	0	0	0	0	0	1	1	0.0	
 BOULEVARD HEIGHTS ELEMENTARY	687	118,438	172.4	0	0	0	0	0	1	1	0.0	
 BRIGHT HORIZONS SCHOOL	155	7,500	48.4	0	0	0	0	0	1	1	0.0	
 BROADVIEW ELEMENTARY	755	104,474	138.4	0	1	0	0	0	1	2	0.0	
 BROWARD COUNTY PUBLIC SCHOOLS	126,404	67,773,755	536.2	0	0	2	0	0	1	2	100.0	
 BROWARD ESTATES ELEMENTARY	328	69,330	211.4	0	0	0	0	0	1	1	0.0	
 BROWARD VIRTUAL EDUCATION	3,417	81,095	23.7	0	1	0	0	0	1	2	0.0	
 CASTLE HILL ELEMENTARY	620	73,743	118.9	0	0	0	0	0	1	1	0.0	
 CENTRAL PARK ELEMENTARY	834	444,309	532.7	0	0	0	0	0	1	1	0.0	
 CHALLENGER ELEMENTARY	988	181,087	183.3	0	0	1	0	0	1	2	0.0	
 CHAPEL TRAIL ELEMENTARY	850	101,922	119.9	0	1	1	0	0	1	3	0.0	
CHARLES DREW FAMILY RESOURCE CENTER	0	0	0	0	0	0	0	0	0	0	0.0	
CHIEF SAFETY, SEC & EMGCY PREPAREDNESS	0	971	0	0	0	0	0	0	0	0	0.0	
 COCONUT CREEK ELEMENTARY	606	137,793	227.4	0	0	0	0	0	1	1	0.0	
 COCONUT CREEK HIGH	1,677	275,315	164.2	0	0	2	0	0	1	3	33.3	
 COCONUT PALM ELEMENTARY	684	200,493	293.1	0	0	0	0	0	1	1	0.0	
 COLBERT MUSEUM MAGNET	700	122,348	174.8	0	0	1	0	0	1	2	50.0	
 COLLEGE ACADEMY AT BROWARD COLLEGE	440	56,577	128.6	0	2	1	0	0	1	4	0.0	
 COLLINS ELEMENTARY	342	39,759	116.3	0	0	0	0	0	1	1	0.0	
COMMUNITY SCHOOLS NORTH	1,739	0	0	0	0	0	0	0	0	0	0.0	
COMMUNITY SCHOOLS SOUTH	1,750	1,859	1.1	0	0	0	0	0	0	0	0.0	
 COOPER CITY ELEMENTARY	757	184,249	243.4	0	0	0	0	0	1	1	0.0	
 COOPER CITY HIGH	2,335	428,709	183.6	0	1	1	0	0	1	3	0.0	
 CORAL COVE ELEMENTARY	628	113,905	181.4	0	0	0	0	0	1	1	0.0	
 CORAL GLADES HIGH	2,485	523,545	210.7	0	1	1	0	0	1	3	33.3	
 CORAL PARK ELEMENTARY	586	115,896	197.8	0	0	0	0	0	1	1	0.0	
 CORAL SPRINGS HIGH	2,636	1,005,565	381.5	0	0	0	0	0	2	2	0.0	
 CORAL SPRINGS MIDDLE	1,168	378,372	323.9	0	0	0	0	0	1	1	0.0	
 CORAL SPRINGS PRE K - 8	691	79,151	114.5	0	0	0	0	0	1	1	0.0	
 COUNTRY HILLS ELEMENTARY	865	136,293	157.6	0	0	0	0	0	1	1	0.0	

Organization	Students	Messages	MPS	Delivery	f	t	y	s	g	Feeds	% Active	%
 COUNTRY ISLES ELEMENTARY	964	164,011	170.1	0	1	1	0	0	5	3	0.0	
 CRESTHAVEN ELEMENTARY	595	53,136	89.3	0	0	0	0	0	1	1	0.0	
 CROISSANT PARK ELEMENTARY	784	91,678	116.9	0	0	0	0	0	1	1	0.0	
 CROSS CREEK SCHOOL	158	20,721	131.1	0	0	0	0	0	1	1	0.0	
 CRYSTAL LAKE COMMUNITY MIDDLE	1,344	264,490	196.8	0	1	1	0	0	1	3	33.3	
 CYPRESS BAY HIGH	4,792	1,762,789	367.9	0	0	1	0	0	0	2	50.0	
 CYPRESS ELEMENTARY	772	185,578	240.4	0	0	0	0	0	1	1	0.0	
 CYPRESS RUN EDUCATION CENTER	167	27,661	165.6	0	1	1	0	0	1	3	0.0	
 DANDY, WILLIAM MIDDLE	912	234,153	256.7	0	0	0	0	0	1	1	0.0	
 DANIA ELEMENTARY	480	49,654	103.4	0	0	0	0	0	1	1	0.0	
DAVE THOMAS EDUCATION CENTER	762	138,384	181.6	0	1	0	0	0	1	2	0.0	
 DAVIE ELEMENTARY	780	128,260	164.4	0	0	0	0	0	1	1	0.0	
 DEERFIELD BEACH ELEMENTARY	600	127,071	211.8	0	0	1	0	0	1	2	50.0	
 DEERFIELD BEACH HIGH	2,442	524,866	214.9	0	0	1	0	0	1	2	50.0	
 DEERFIELD BEACH MIDDLE	1,237	344,147	278.2	0	0	1	0	0	1	2	0.0	
 DEERFIELD PARK ELEMENTARY	620	64,507	104.0	0	0	1	0	0	1	2	0.0	
 DILLARD 6-12	2,215	399,783	180.5	0	1	2	0	0	1	4	0.0	
 DILLARD ELEMENTARY	793	213,199	268.9	0	0	1	0	0	1	2	0.0	
 DISCOVERY ELEMENTARY	939	197,199	210.0	0	1	1	0	0	1	3	0.0	
 DOLPHIN BAY ELEMENTARY	669	264,354	395.1	0	1	1	0	0	1	3	0.0	
 DREW, CHARLES ELEMENTARY	527	53,164	100.9	0	0	1	0	0	1	2	50.0	
 DRIFTWOOD ELEMENTARY	645	88,770	137.6	0	0	0	0	0	1	1	0.0	
 DRIFTWOOD MIDDLE	1,388	258,206	186.0	0	0	0	0	0	1	1	0.0	
 EAGLE POINT ELEMENTARY	1,376	321,819	233.9	0	0	0	0	0	1	1	0.0	
 EAGLE RIDGE ELEMENTARY	924	233,387	252.6	0	0	1	0	0	1	2	0.0	
ELEMENTARY LEARNING	0	0	0	0	0	0	0	0	0	0	0.0	
 EMBASSY CREEK ELEMENTARY	1,258	129,692	103.1	0	0	0	0	0	1	1	0.0	
 ENDEAVOUR PRIMARY LEARNING CENTER	397	73,320	184.7	0	0	0	0	0	1	1	0.0	
ENTERPRISE RISK & EMERGENCY PREPAREDNESS	0	0	0	0	0	0	0	0	0	0	0.0	
 EVERGLADES ELEMENTARY	1,065	153,314	144.0	0	0	0	0	0	1	1	0.0	
 EVERGLADES HIGH	2,251	702,232	312.0	0	1	1	0	0	1	3	66.7	
 FAIRWAY ELEMENTARY	711	86,657	121.9	0	0	0	0	0	1	1	0.0	
 FALCON COVE MIDDLE	2,387	629,369	263.7	0	0	0	0	0	1	1	0.0	
 FLAMINGO ELEMENTARY	686	164,663	240.0	0	0	1	0	0	1	2	0.0	
 FLANAGAN, CHARLES W. HIGH	2,443	954,293	390.6	0	1	3	0	0	2	5	20.0	
 FLORANADA ELEMENTARY	722	119,400	165.4	0	1	1	0	0	1	3	0.0	
 FOREST GLEN MIDDLE	1,321	380,067	287.7	0	0	1	0	0	1	2	0.0	
 FOREST HILLS ELEMENTARY	704	161,384	229.2	0	0	0	0	0	1	1	0.0	
 FORT LAUDERDALE HIGH	2,172	501,245	230.8	0	1	1	0	0	1	3	33.3	
 FOSTER, STEPHEN ELEMENTARY	677	143,536	212.0	0	0	0	0	0	1	1	0.0	
 FOX TRAIL ELEMENTARY	1,178	152,791	129.7	0	0	0	0	0	1	1	0.0	
 GATOR RUN ELEMENTARY	1,327	332,182	250.3	0	0	1	0	0	1	2	0.0	
 GLADES MIDDLE	1,491	1,096,187	735.2	0	0	1	0	0	1	2	50.0	

Organization	Students	Messages	MPS	Delivery	f	t	y	s	g	Feeds	% Active	%
 GRIFFIN ELEMENTARY	691	108,353	156.8		0	0	1	0	0	1	2	0.0
 GULFSTREAM ACADEMY OF HALLANDALE BEACH K - 8	1,510	553,653	366.7		0	0	0	0	0	1	1	0.0
GULFSTREAM EARLY CHILDHOOD CENTER	53	115,272	2174.9		0	0	0	0	0	0	0	0.0
 HALLANDALE HIGH	2,878	486,863	169.2		0	0	1	0	0	1	2	50.0
 HARBORDALE ELEMENTARY	519	166,424	320.7		0	0	0	0	0	1	1	0.0
 HAWKES BLUFF ELEMENTARY	812	279,621	344.4		0	0	0	0	0	1	1	0.0
 HENRY D. PERRY EDUCATION CENTER	0	284,570	0		0	0	0	0	1	0	1	0.0
 HERON HEIGHTS ELEMENTARY	1,141	251,600	220.5		0	0	1	0	0	1	2	0.0
 HOLLYWOOD CENTRAL ELEMENTARY	426	71,053	166.8		0	0	0	0	0	1	1	0.0
 HOLLYWOOD HILLS ELEMENTARY	737	101,492	137.7		0	0	0	0	0	1	1	0.0
 HOLLYWOOD HILLS HIGH	1,863	342,027	183.6		0	0	1	0	0	1	2	0.0
 HOLLYWOOD PARK ELEMENTARY	498	75,563	151.7		0	0	0	0	0	1	1	0.0
 HORIZON ELEMENTARY	592	116,130	196.2		0	0	0	0	0	1	1	0.0
 HUNT, JAMES S ELEMENTARY	592	82,661	139.6		0	1	1	0	0	1	3	0.0
 INDIAN RIDGE MIDDLE	2,003	349,472	174.5		0	1	0	0	0	1	2	0.0
 INDIAN TRACE ELEMENTARY	735	125,144	170.3		0	0	0	0	0	1	1	0.0
 KING, DR. MARTIN LUTHER, MONTESSORI ACADEMY	503	94,753	188.4		0	0	0	0	0	1	1	0.0
 LAKE FOREST ELEMENTARY	690	55,739	80.8		0	0	0	0	0	1	1	0.0
 LAKESIDE ELEMENTARY	713	154,597	216.8		0	0	0	0	0	1	1	0.0
 LANIER-JAMES EDUCATION CENTER	129	18,090	140.2		0	0	0	0	0	1	1	0.0
 LARKDALE ELEMENTARY	422	32,725	77.5		0	0	0	0	0	1	1	0.0
 LAUDERDALE LAKES MIDDLE	898	299,704	333.7		0	1	0	0	0	1	2	0.0
LAUDERDALE MANORS	0	0	0		0	0	0	0	0	0	0	0.0
 LAUDERHILL 6-12	837	136,848	163.5		0	0	1	0	0	1	2	0.0
 LAUDERHILL PAUL TURNER ELEMENTARY	626	92,406	147.6		0	0	0	0	0	1	1	0.0
 LIBERTY ELEMENTARY	981	158,757	161.8		0	1	1	0	0	1	3	0.0
 LLOYD ESTATES ELEMENTARY	565	100,301	177.5		0	0	0	0	0	1	1	0.0
 LYONS CREEK MIDDLE	1,957	425,481	217.4		0	0	1	0	0	1	2	0.0
 MANATEE BAY ELEMENTARY	1,236	723,084	585.0		0	0	1	0	0	1	2	50.0
 MAPLEWOOD ELEMENTARY SCHOOL	746	290,687	389.7		0	0	1	0	0	1	2	50.0
 MARGATE ELEMENTARY	1,058	122,738	116.0		0	1	1	0	0	1	3	0.0
 MARGATE MIDDLE	1,280	228,222	178.3		0	0	0	0	0	1	1	0.0
 MARKHAM, ROBERT C ELEMENTARY	596	163,652	274.6		0	1	1	0	0	1	3	33.3
 MARSHALL, THURGOOD ELEMENTARY	433	51,500	118.9		0	0	0	0	0	1	1	0.0
MASS MEDIA & COMMUNITY RELATIONS	0	0	0		0	0	0	0	0	0	0	0.0
 MCARTHUR HIGH	1,971	622,884	316.0		0	1	2	0	0	1	4	25.0
MCFATTER TECHNICAL COLLEGE	1,282	0	0		0	0	0	0	0	0	0	0.0
 MCFATTER TECHNICAL HIGH SCHOOL	611	51,050	83.6		0	2	2	0	0	1	5	40.0
 MCNAB ELEMENTARY	685	136,665	199.5		0	0	1	0	0	1	2	0.0
 MCNICOL MIDDLE	811	128,912	159.0		0	0	1	0	0	1	2	50.0
 MEADOWBROOK ELEMENTARY	738	232,766	315.4		0	0	0	0	0	1	1	0.0
 MILLENNIUM 6-12 COLLEGIATE ACADEMY	1,543	513,927	333.1		0	0	0	0	0	1	1	0.0
 MIRAMAR ELEMENTARY	558	56,600	101.4		0	0	0	0	0	1	1	0.0

Organization	Students	Messages	MPS	Delivery	f	t	y	s	g	Feeds	% Active	%
 MIRAMAR HIGH	2,205	433,173	196.5	0	0	1	0	0	1	2	0.0	
 MIRROR LAKE ELEMENTARY	665	121,027	182.0	0	0	0	0	0	1	1	0.0	
 MONARCH HIGH	2,393	558,238	233.3	0	0	1	0	0	1	2	0.0	
 MORROW ELEMENTARY	533	74,072	139.0	0	0	0	0	0	1	1	0.0	
 NEW RENAISSANCE MIDDLE	1,253	379,391	302.8	0	0	0	0	0	1	1	0.0	
 NEW RIVER MIDDLE	1,639	259,126	158.1	0	0	0	0	0	1	1	0.0	
 NOB HILL ELEMENTARY	653	138,859	212.6	0	0	0	0	0	1	1	0.0	
 NORCREST ELEMENTARY	733	130,739	178.4	0	0	0	0	0	1	1	0.0	
 NORTH ANDREWS GARDENS ELEMENTARY	858	113,759	132.6	0	1	1	0	0	1	3	0.0	
 NORTH FORK ELEMENTARY	436	58,822	134.9	0	0	0	0	0	1	1	0.0	
 NORTH LAUDERDALE PRE K - 8	801	180,655	225.5	0	0	0	0	0	1	1	0.0	
 NORTH SIDE ELEMENTARY	355	34,189	96.3	0	0	0	0	0	1	1	0.0	
 NORTHEAST HIGH	1,552	353,756	227.9	0	0	0	0	0	1	1	0.0	
 NOVA BLANCHE FORMAN ELEMENTARY	759	107,904	142.2	0	0	0	0	0	1	1	0.0	
 NOVA EISENHOWER ELEMENTARY	753	154,339	205.0	0	1	0	0	0	1	2	0.0	
 NOVA HIGH SCHOOL	2,188	787,038	359.7	0	0	1	0	0	1	2	0.0	
 NOVA MIDDLE	1,257	338,582	269.4	0	0	1	0	0	1	2	0.0	
 OAKLAND PARK ELEMENTARY	636	68,876	108.3	0	0	0	0	0	1	1	0.0	
 OAKRIDGE ELEMENTARY	515	79,931	155.2	0	0	2	0	0	1	3	0.0	
 OLSEN MIDDLE	666	138,214	207.5	0	1	1	0	0	1	3	33.3	
 ORANGE BROOK ELEMENTARY	725	131,181	180.9	0	0	0	0	0	1	0	0.0	
 ORIOLE ELEMENTARY	675	172,624	255.7	0	0	0	0	0	1	1	0.0	
 PALM COVE ELEMENTARY	509	105,125	206.5	0	0	0	0	0	1	1	0.0	
 PALMVIEW ELEMENTARY	628	118,462	188.6	0	0	0	0	0	1	1	0.0	
 PANTHER RUN ELEMENTARY	498	85,918	172.5	0	1	1	0	0	1	3	33.3	
 PARK LAKES ELEMENTARY	1,004	173,224	172.5	0	0	0	0	0	1	1	0.0	
 PARK RIDGE ELEMENTARY	598	74,573	124.7	0	0	0	0	0	1	1	0.0	
 PARK SPRINGS ELEMENTARY	1,052	551,423	524.2	0	0	1	0	0	1	2	0.0	
 PARK TRAILS ELEMENTARY	1,162	229,503	197.5	0	0	1	0	0	1	2	0.0	
 PARKSIDE ELEMENTARY	914	136,572	149.4	0	0	0	0	0	1	1	0.0	
 PARKWAY MIDDLE	1,334	473,724	355.1	0	0	0	0	0	1	1	0.0	
 PASADENA LAKES ELEMENTARY	569	138,937	244.2	0	1	1	0	0	1	2	0.0	
 PEMBROKE LAKES ELEMENTARY	752	198,175	263.5	0	0	0	0	0	1	1	0.0	
 PEMBROKE PINES ELEMENTARY	630	130,432	207.0	0	0	1	0	0	1	2	0.0	
 PERRY, ANNABEL C. PRE K - 8	722	190,575	264.0	0	0	0	0	0	1	1	0.0	
 PETERS ELEMENTARY	702	225,466	321.2	0	0	0	0	0	1	1	0.0	
 PINE RIDGE EDUCATION CENTER	84	14,560	173.3	0	0	0	0	0	1	1	0.0	
 PINES LAKES ELEMENTARY	565	98,050	173.5	0	0	2	0	0	1	3	0.0	
 PINES MIDDLE	834	227,968	273.3	0	0	0	0	0	1	1	0.0	
 PINWOOD ELEMENTARY	679	137,142	202.0	0	0	0	0	0	1	1	0.0	
 PIONEER MIDDLE	1,526	231,528	151.7	0	1	1	0	0	1	3	33.3	
 PIPER HIGH	2,677	493,766	184.4	0	0	1	0	0	1	2	50.0	
 PLANTATION ELEMENTARY	620	118,234	190.7	0	0	0	0	0	1	1	0.0	

Organization	Students	Messages	MPS	Delivery	f	t	y	s	g	Feeds	% Active	%
 PLANTATION HIGH	1,911	349,882	183.1	0	0	1	0	0	1	2	0.0	
 PLANTATION MIDDLE	673	256,873	381.7	0	0	0	0	0	1	1	0.0	
 PLANTATION PARK ELEMENTARY	570	149,917	263.0	0	1	1	0	0	1	3	33.3	
 POMPANO BEACH ELEMENTARY	497	99,254	199.7	0	0	1	0	0	1	3	33.3	
 POMPANO BEACH HIGH	1,193	186,580	156.4	0	0	0	0	0	1	1	0.0	
 POMPANO BEACH MIDDLE	1,037	180,818	174.4	0	0	1	0	0	1	2	0.0	
 QUIET WATERS ELEMENTARY	1,189	391,198	329.0	0	0	0	0	0	1	1	0.0	
 RAMBLEWOOD ELEMENTARY	837	62,859	75.1	0	0	0	0	0	1	1	0.0	
 RAMBLEWOOD MIDDLE	1,181	382,704	324.1	0	0	0	0	0	1	1	0.0	
 RICKARDS MIDDLE SCHOOL	977	178,890	183.1	0	0	1	0	0	1	2	0.0	
 RIVERGLADES ELEMENTARY	1,128	223,224	197.9	0	0	0	0	0	1	1	0.0	
 RIVERLAND ELEMENTARY	574	58,796	102.4	0	0	0	0	0	1	1	0.0	
 RIVERSIDE ELEMENTARY	727	230,936	317.7	0	0	1	0	0	1	2	0.0	
 ROCK ISLAND ELEMENTARY	542	101,856	187.9	0	0	0	0	0	1	1	0.0	
 ROYAL PALM STEM MUSEUM MAGNET	838	161,923	193.2	0	0	0	0	0	1	1	0.0	
SAFETY & SECURITY OPERATIONS	0	0	0	0	0	0	0	0	0	0	0.0	
 SANDERS PARK ELEMENTARY	489	62,907	128.6	0	0	0	0	0	1	1	0.0	
 SANDPIPER ELEMENTARY	650	186,782	287.4	0	0	0	0	0	1	1	0.0	
 SAWGRASS ELEMENTARY	1,011	236,772	234.2	0	0	0	0	0	1	1	0.0	
 SAWGRASS SPRINGS MIDDLE	1,244	333,029	267.7	0	0	1	0	0	1	2	0.0	
 SCHOOL BOARD	0	45,987	0	0	0	0	0	0	0	0	0.0	
SCHOOL COUNSELING & BRACE ADVISEMENT	0	286,920	0	0	0	0	0	0	0	0	0.0	
 SEA CASTLE ELEMENTARY	847	279,525	330.0	0	1	0	0	0	1	2	0.0	
 SEAGULL SCHOOL	312	47,611	152.6	0	0	1	0	0	1	2	0.0	
 SEMINOLE MIDDLE	1,171	382,334	326.5	0	1	1	0	0	1	3	0.0	
 SHERIDAN HILLS ELEMENTARY	551	68,285	123.9	0	0	0	0	0	1	1	0.0	
 SHERIDAN PARK ELEMENTARY	642	62,391	97.2	0	1	0	0	0	1	2	0.0	
SHERIDAN TECHNICAL COLLEGE	1,778	0	0	0	0	0	0	0	0	0	0.0	
 SHERIDAN TECHNICAL HIGH SCHOOL	732	75,917	103.7	0	1	1	0	0	1	4	25.0	
 SILVER LAKES ELEMENTARY	419	145,164	346.5	0	0	0	0	0	1	1	0.0	
 SILVER LAKES MIDDLE	717	130,231	181.6	0	0	0	0	0	1	1	0.0	
 SILVER PALMS ELEMENTARY	587	201,660	343.5	0	0	1	0	0	1	2	0.0	
 SILVER RIDGE ELEMENTARY	1,054	176,771	167.7	0	1	1	0	0	1	3	0.0	
 SILVER SHORES ELEMENTARY	389	64,123	164.8	0	0	0	0	0	1	1	0.0	
 SILVER TRAIL MIDDLE	1,516	680,937	449.2	0	0	0	0	0	1	1	0.0	
 SOUTH BROWARD HIGH	2,273	522,083	229.7	0	0	1	0	0	1	2	50.0	
 SOUTH PLANTATION HIGH	2,222	865,919	389.7	0	0	1	0	0	2	2	50.0	
 STIRLING ELEMENTARY	553	91,213	164.9	0	0	0	0	0	1	1	0.0	
 STONEMAN DOUGLAS HIGH	3,231	917,003	283.8	0	0	2	0	0	3	3	66.7	
 STRANAHAN HIGH	1,392	300,865	216.1	0	0	1	0	0	1	2	50.0	
 SUNLAND PARK ACADEMY	420	30,874	73.5	0	0	0	0	0	1	1	0.0	
 SUNRISE MIDDLE	1,339	210,008	156.8	0	0	0	0	0	1	1	0.0	
 SUNSET LAKES ELEMENTARY	845	204,444	241.9	0	0	0	0	0	1	1	0.0	

Organization	Students	Messages	MPS	Delivery	f	t	y	s	g	Feeds	% Active	%
 SUNSHINE ELEMENTARY	550	71,587	130.2	0	0	0	0	0	1	1	0.0	
 TAMARAC ELEMENTARY	703	105,364	149.9	0	0	1	0	0	1	2	0.0	
 TARAVELLA, J.P. HIGH	2,829	914,953	323.4	0	1	2	0	0	1	4	25.0	
 TEDDER ELEMENTARY	588	61,431	104.5	0	0	0	0	0	1	1	0.0	
 TEQUESTA TRACE MIDDLE	1,604	341,455	212.9	0	0	1	0	0	1	2	0.0	
 THE QUEST CENTER	126	10,882	86.4	0	0	0	0	0	1	1	0.0	
 TRADEWINDS ELEMENTARY	1,219	204,220	167.5	0	0	0	0	0	1	1	0.0	
 TROPICAL ELEMENTARY	1,004	349,482	348.1	0	0	0	0	0	1	1	0.0	
 VILLAGE ELEMENTARY	678	43,262	63.8	0	0	0	0	0	1	1	0.0	
 WALKER ELEMENTARY	813	179,309	220.6	0	0	0	0	0	1	1	0.0	
 WATKINS ELEMENTARY	531	72,187	135.9	0	0	1	0	0	1	2	0.0	
 WELLEBY ELEMENTARY	772	92,838	120.3	0	0	0	0	0	1	1	0.0	
 WEST BROWARD HIGH	2,638	1,022,642	387.7	0	2	2	0	0	1	5	20.0	
 WEST HOLLYWOOD ELEMENTARY	526	142,587	271.1	0	0	0	0	0	1	1	0.0	
 WESTCHESTER ELEMENTARY	1,166	281,137	241.1	0	0	0	0	0	1	1	0.0	
 WESTERN HIGH	3,417	820,195	240.0	0	0	1	0	0	1	2	0.0	
 WESTGLADES MIDDLE	1,859	524,275	282.0	0	0	0	0	1	1	3	33.3	
 WESTPINE MIDDLE	1,051	301,119	286.5	0	0	0	0	0	1	1	0.0	
 WESTWOOD HEIGHTS ELEMENTARY	686	102,860	149.9	0	0	0	0	0	1	1	0.0	
 WHIDDON-ROGERS EDUCATION CENTER	785	228,594	291.2	0	1	1	0	0	1	3	0.0	
 WHISPERING PINES	226	10,952	48.5	0	0	0	0	0	1	1	0.0	
 WILTON MANORS ELEMENTARY	592	49,374	83.4	0	0	0	0	0	1	1	0.0	
 WINGATE OAKS CENTER	138	9,523	69.0	0	0	0	0	0	1	1	0.0	
 WINSTON PARK ELEMENTARY	1,135	203,772	179.5	0	0	0	0	0	1	1	0.0	
 YOUNG, VIRGINIA S. ELEMENTARY	685	202,641	295.8	0	1	1	0	0	1	3	0.0	
 YOUNG, WALTER C. MIDDLE	1,074	211,357	196.8	0	0	0	0	1	1	2	0.0	